



TRIM CATALOGUE

1-800-268-0423 Canada

1-877-575-4411 North America

1-888-268-2681 Fax

www.historicwoods.com

INDEX

Page

Casings	2 - 8
Baseboards	9 - 16
Tongue & Groove Products	17 - 18
Crown & Shingle Mouldings	19 - 22
Furniture Base	23
Railing Components	24 - 26
Architrave & Chair Rail	27 - 28
Basecap	29
1/4 Round, Cove & Nosing	30
Panel & Door Moulding	31
Nosing & Panel Moulding	32
Decking	33
Log Siding Profiles	34


Manufacturer of high quality
millwork, trim and flooring
in a wide variety of hardwoods
including new, reclaimed
and water salvaged

Email


sales@countrywoodinc.com
sales@historicwoods.com

Casings


Page 2



CA - 105
3/4 by 3 1/4"





CA - 106
13/16 by 3"



CA - 239
13/16 by 4"


CA - 108
5/8 by 2 1/2"




CA - 109
3/4 by 2 3/4"
also matches up with
BA - 205

Casings


Page 3




CA - 110
3/4 by 3 1/2"
also matches up with
BA - 208



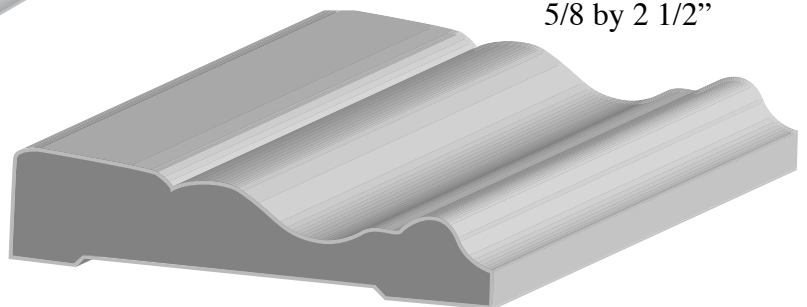
CA - 111
3/4 by 3 1/4"
also matches up with
BA - 213




CA - 112
3/4 by 3 1/4"



CA - 134
1/2 by 2 -1/2"



CA - 107
5/8 by 2 1/2"




CA - 115
7/16 by 2 1/4"
also matches up with
BA 212


Casings

Page 4



CA - 128
13/16 by 3 -1/2"



CA - 138
3/4 by 3 -1/2"




CA - 126
3/4 by 3 -1/4"



CA - 132
3/4 by 4 -1/8"

CA - 130
3/4 by 4 -9/16"




Casings

Page 5




CA - 137
1-1/8 by 3 -1/2"


CA - 135
13/16 by 3 -1/2"




CA - 129
3/4 by 3 -1/2"



CA - 133
5/8 by 2 -1/2"




CA - 131
3/4 by 2-3/4"




CA - 136
3/4 by 3 -1/2"


Casings



CA - 114
3/4 by 3 1/4"




CA - 124
5-1/4" by 3/4"




CA - 116
3/4 by 5"

CA - 117
3/4 by 4 1/4"




CA - 127
3/4" by 3 - 1/4"




Casings


Page 7




CA - 119
3/4 by 3 3/4"
also matches up with
BA - 210 & BA - 220




CA - 139
3/4 by 5 1/2"



CA - 120
3/4 by 3 1/2"
also matches up with
BA - 206
BA - 226




CA - 121
3/4 by 3 1/2"
also matches up with
BA - 213




CA - 123
13/16 by 2 3/4"

Casings & Backbands


CA - 118
1 1/4 by 4 5/8"
also matches up with
BA 209




CA - 113
1 1/16 by 3 1/2"




CA - 125
3 pieces



BB - 125
3/4 by 1 1/4"



BB - 150
1-1/4 by 1-1/2"




"1/4"BA - 243
11/16 by 9 1/4"

Baseboard

BA - 244
11/16 by 9"


Page 9




Baseboard

Page 10


BA - 238
11/16 by 9 1/4"
Used with basecap
BC - 275



BA - 248
11/16 by 7 1/4"
Matches With
CA - 126




BA - 236
11/16 by 7 1/4"




Baseboard

Page 11




BA - 240
11/16 by 7 1/4"



BA - 241
11/16 by 7 1/4"
Matches with
CA - 128

BA - 242
11/16 by 7 1/4"




Baseboards

Page 12


BA - 205
11/16 by 4 1/4"

BA - 225
11/16 by 5 1/4"




Matches with
CA - 109

BA - 206
11/16 by 4 1/4" BA - 226
11/16 by 5 1/4"




also matches up with
CA - 120

BA - 250
2" by 5/8"

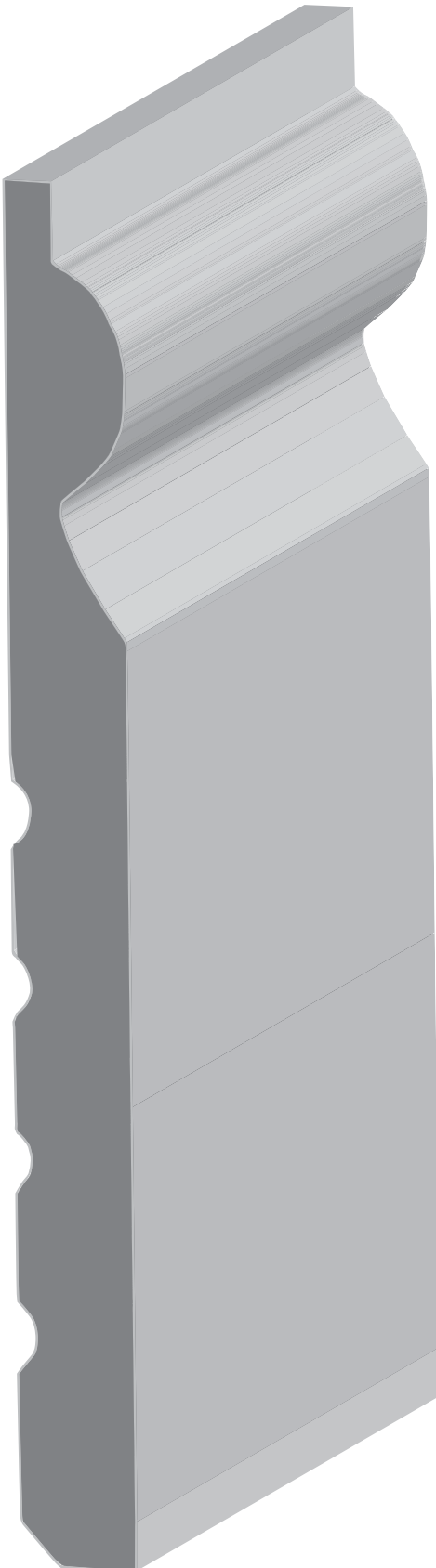


BA - 207
11/16 by 4 1/4" BA - 227
11/16 by 5 1/4"




Baseboards


BA -233
11/16" by 8"



BA - 234
11/16" by 7-1/4"




BA - 235
11/16" by 5-1/4"




Baseboards

Page 14

BA - 208
11/16 by 5 1/4"
Matches
CA - 110



BA - 209
11/16 by 7 1/4"
also matches up with
CA - 118



BA - 210
11/16 by 5 1/4"
also matches up with
CA - 110 or CA - 119




BA - 220
11/16 by 7 1/4"


Baseboards

Page 15

BA - 211
511/16 by 4 1/4"




BA - 221
11/16 by 5 1/4"




BA - 246
11/16 by 7 1/4"


BA - 213
5/8 by 5 1/4"




BA - 212
3/8 by 3"




BA - 237 11/16" by 9 1/4"
Used with base cap



BA - 214
3/8 by 3 1/4"



BA - 231
11/16 by 3-3/4"



BA - 247
11/16 by 5 1/4"



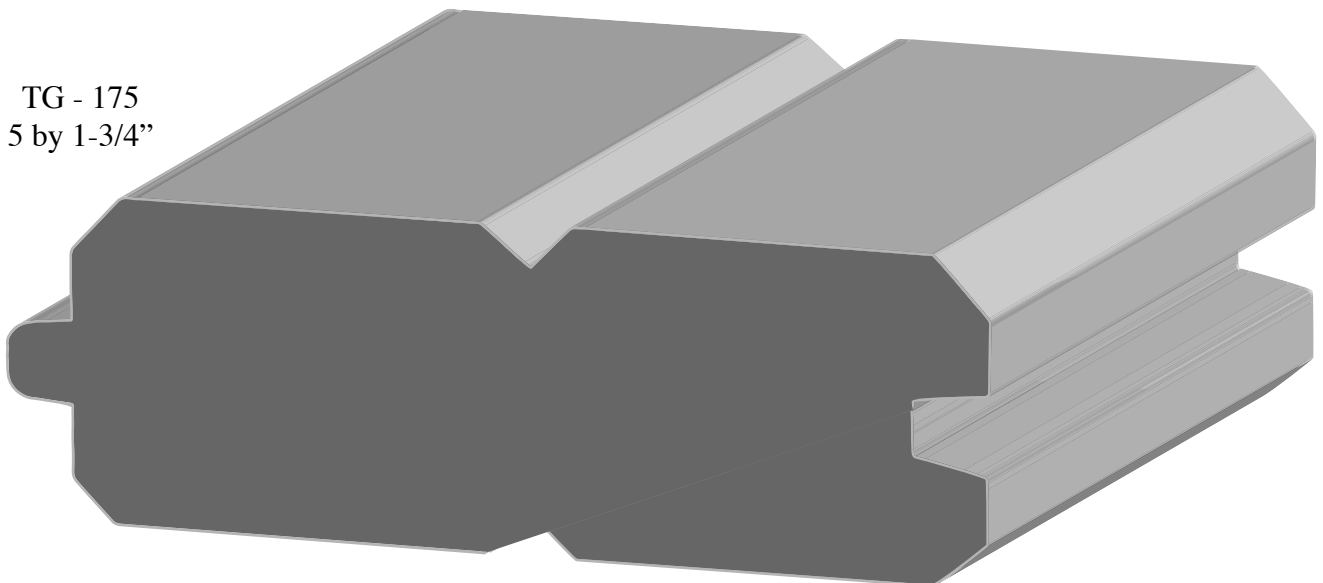
Tongue & Groove

Page 17

TG - 176
7 by 1-3/4"



TG - 175
5 by 1-3/4"




Tongue & Groove

Page 18

TGB - 500
5 by 11/16"




TGB - 300
3 by 3/8"



TG - 513
5-1/8" by 18 mm




Wainscoting
WP - 300
3/8 by 3"




Shingle & Crown Mouldings

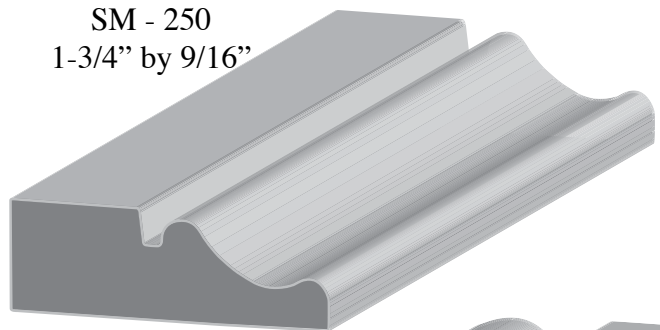
Page 19



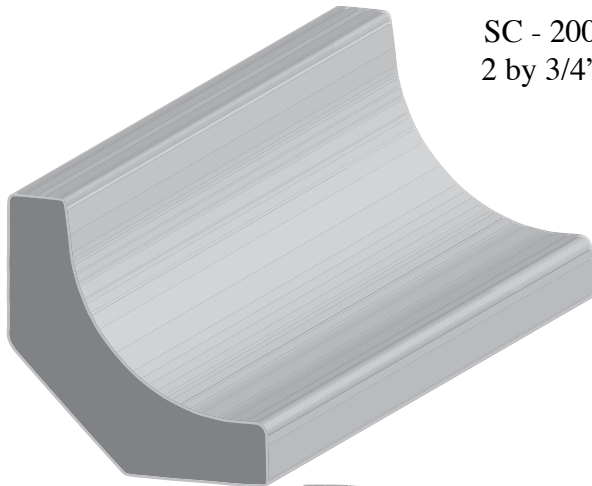
SM - 150
3/4 by 1-1/2"



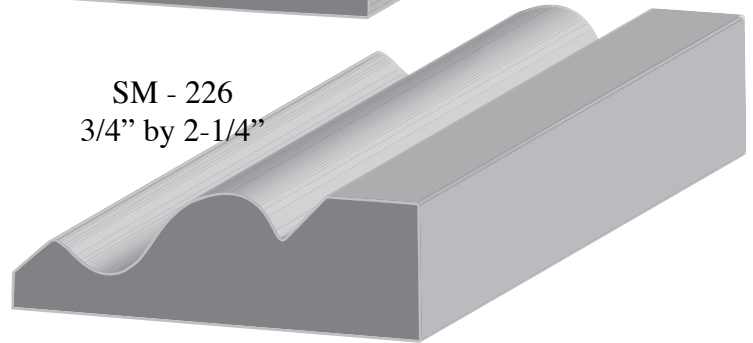
SM - 175
1-3/4 by 3/4"



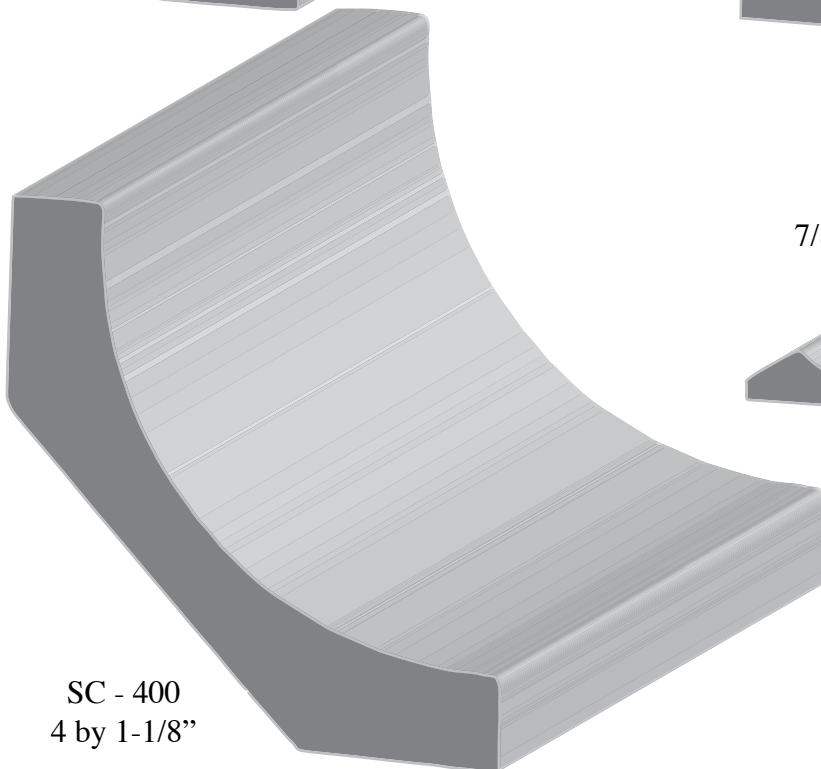
SM - 250
1-3/4" by 9/16"



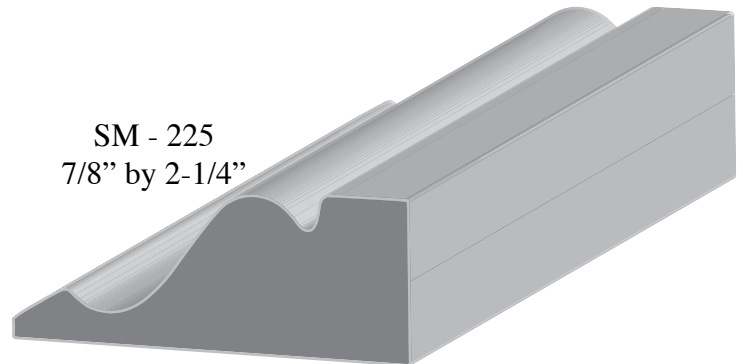
SC - 200
2 by 3/4"



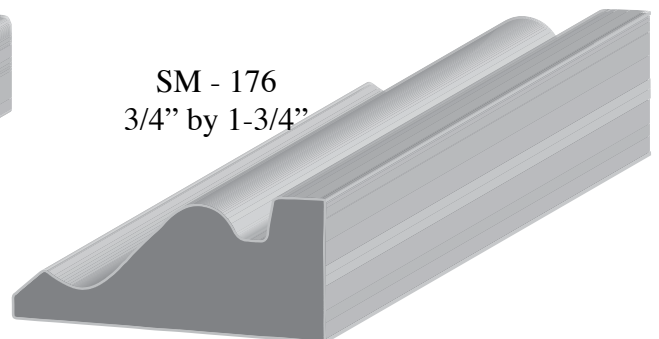
SM - 226
3/4" by 2-1/4"



SC - 400
4 by 1-1/8"



SM - 225
7/8" by 2-1/4"




SM - 176
3/4" by 1-3/4"


Crown

Page 20

SC - 350
1 1/16 by 3 1/2"




CW - 163
9/16 by 1 5/8"



CW - 525
3/4 by 5 1/4"



CW - 425
3/4 by 4 1/4"

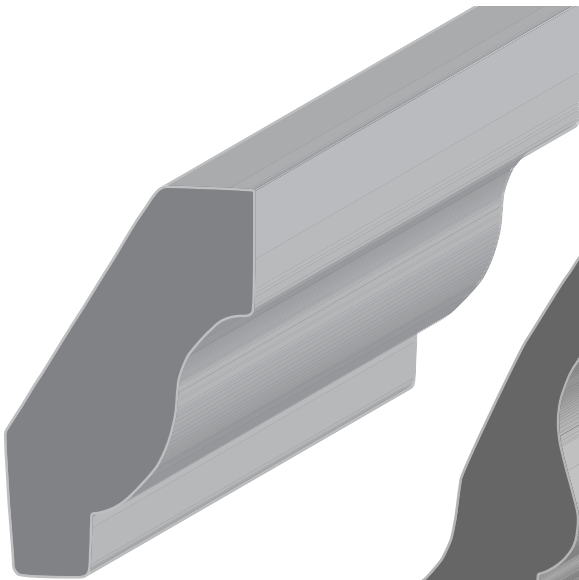


CW - 325
3/4 by 3 1/4"




Crown

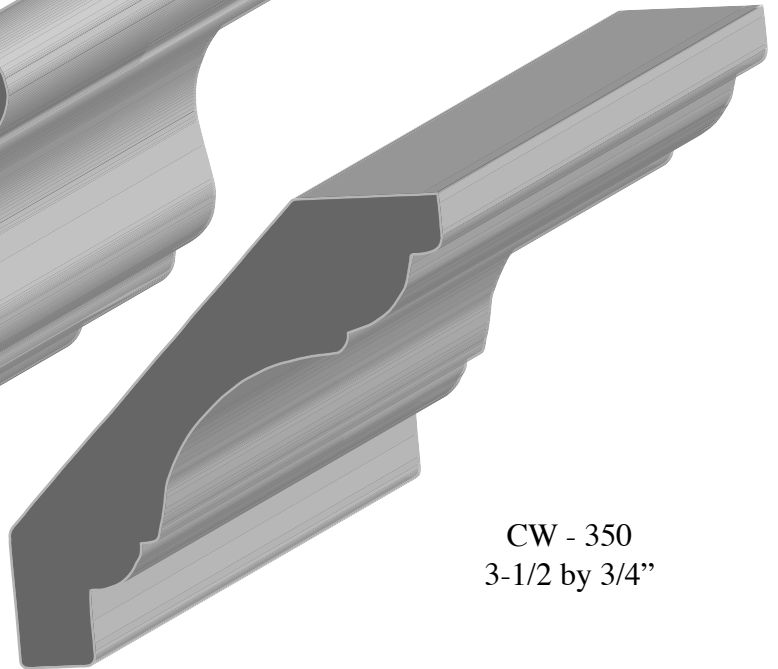
Page 21



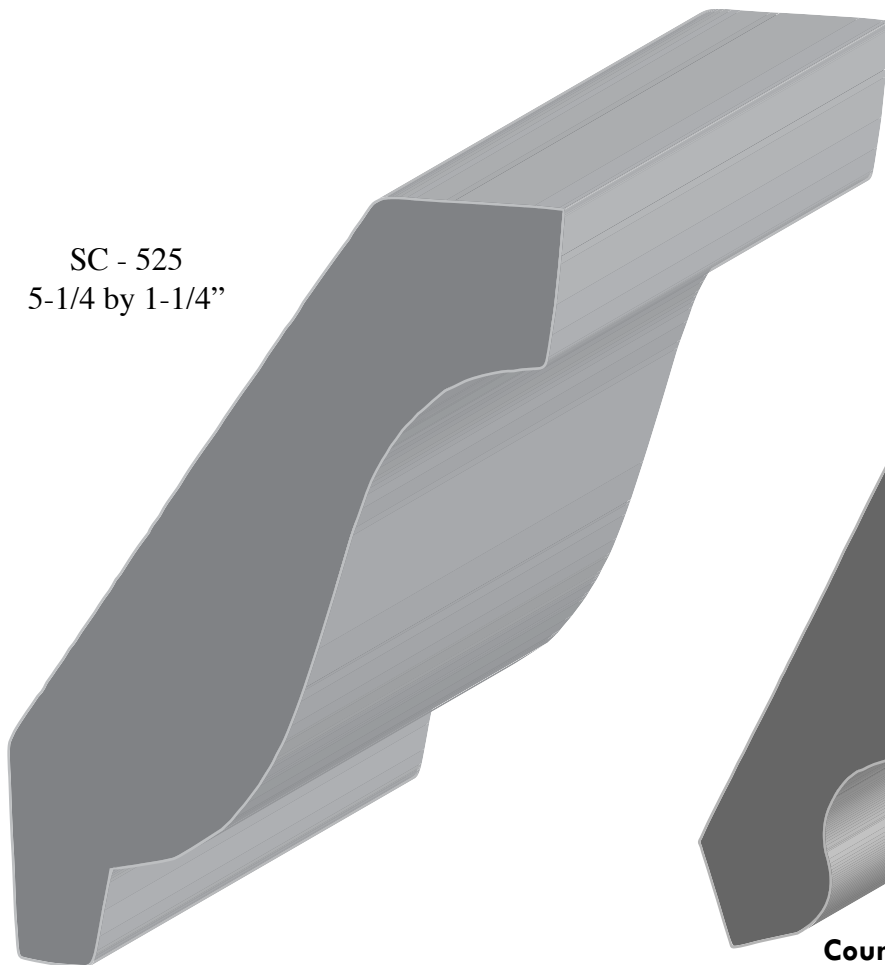
CW - 250
2-1/2 by 3/4"




CW - 337
3-3/8 by 13/16"



CW - 350
3-1/2 by 3/4"



SC - 525
5-1/4 by 1-1/4"




CW - 450
4-1/2 by 13/16"

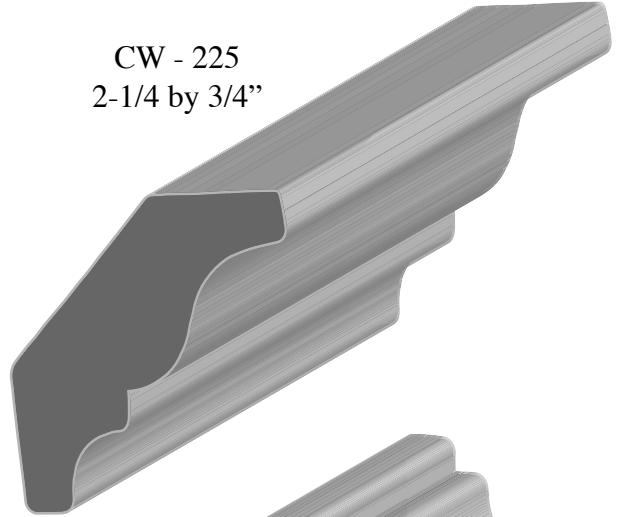
Crown

Page 22


CW - 438
4-3/8 by 13/16"



CW - 225
2-1/4 by 3/4"




CW - 175
1-3/4 by 3/4"



CW - 600
6 by 1-1/4"




CW - 424
4-1/4 by 13/16"




Furniture Base


Page 23




FB - 375
3-3/4 by 1-1/16"



FB - 510
5 by 1-1/16"




FB - 500
5 by 1-3/8"




FB - 475
4-3/4 by 1-1/16"


Rail Components



HR - 327
3" W by 2-1/2"H



Hand Rail
HR -325
1 1/16 by 3 1/4"

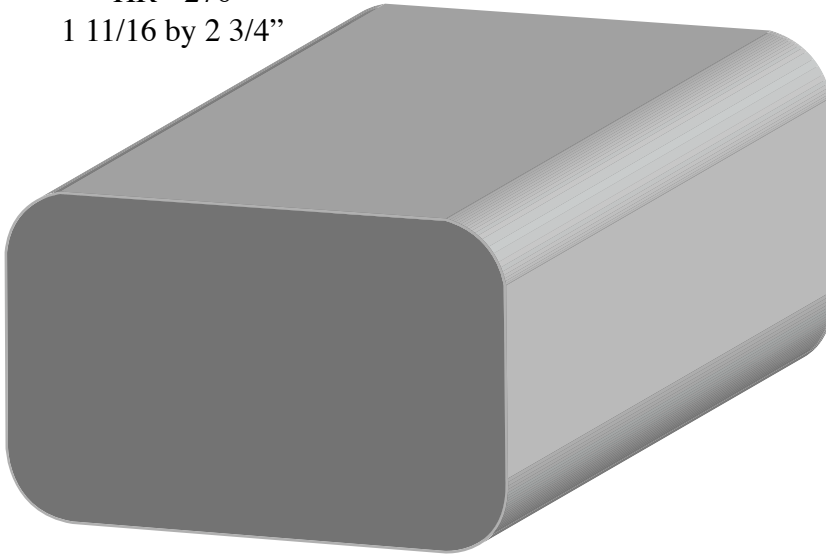


HR - 275
1 11/16 by 2 3/4"


Rail Components

Page 25

HR - 276
1 11/16 by 2 3/4"




HR - 550
1 1/2 by 5 1/2"




Shoe Rail
SR - 275
3/4 by 2 3/4"


SR - 325
3/4 by 3 1/4"




Bar Rail
BR - 550
1 3/4 by 5 1/2"




HR - 326
3-1/4 by 1 5/16"

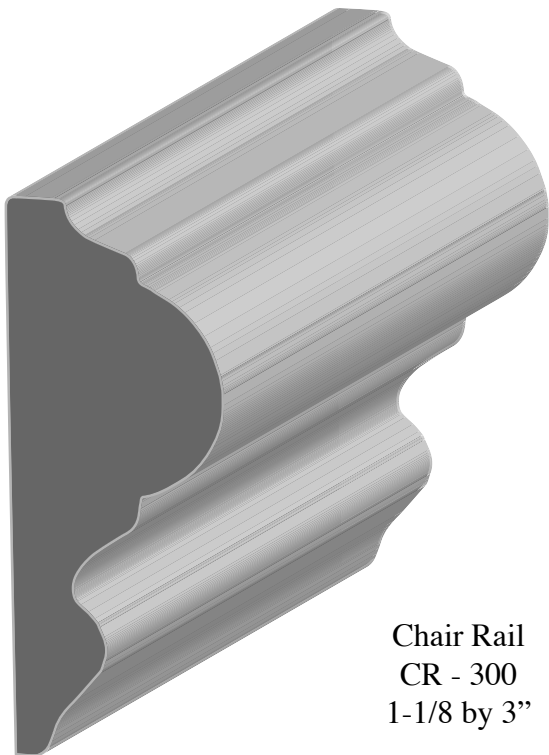


SH - 326
1-5/16 by 3 1/4"






AT - 375
1-1/8 * 3-3/4"



Chair Rail
CR - 300
1-1/8 by 3"

AT - 500
1-3/4 * 5"




Architrave & Chair Rail

Page 28


AT - 501
1-3/8 * 5"




Chair Rail
CR - 200
3/4 by 2"




Chair Rail
CR - 225
7/8 by 2 1/4"




Chair Rail
CR - 112
1-1/8 by 3/4"





BC - 275
13/16 by 2-3/4"




BC - 405
7/8 by 4-1/4"


Quarter Round, Cove & Nosings

Page 30

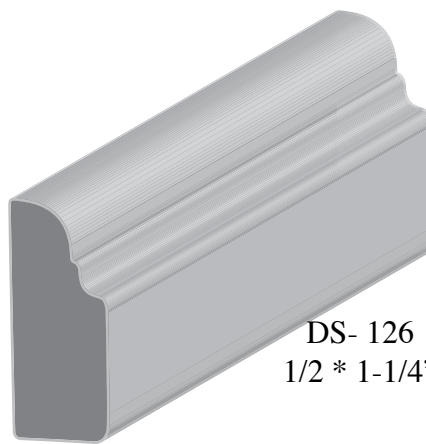
Quarter Round
QR - 116
3/4"



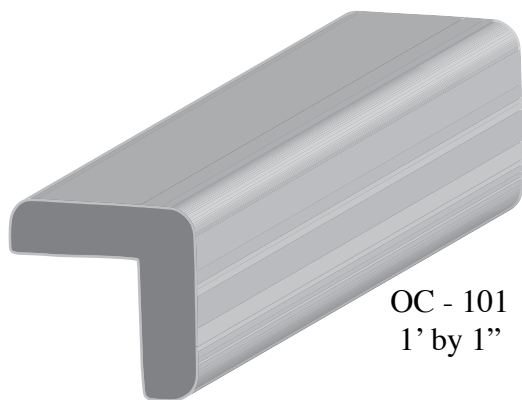
DD - 916
1/2 * 9 /16"




DS- 126
1/2 * 1-1/4"




OC - 101
1' by 1"



Base Shoe
BS - 305
1/2 by 3/4"




Cove
CO - 500
1/2"



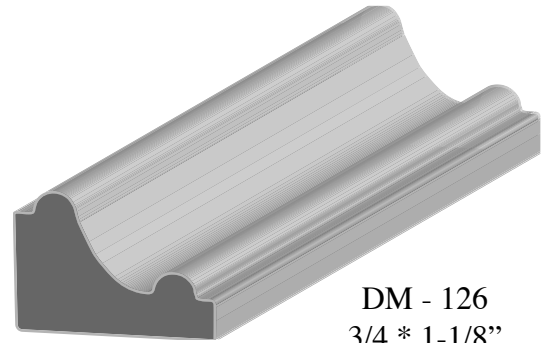
CO - 750
3/4"

Door Mouldings

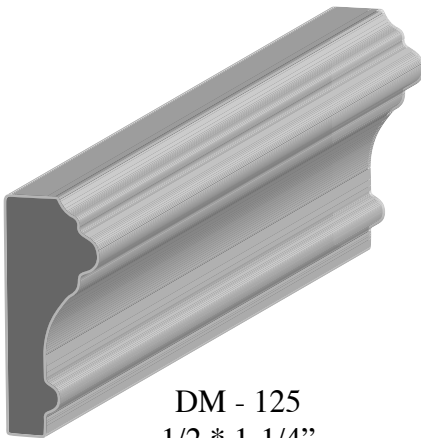
Page 31




DM - 375
3/8 * 3/4"



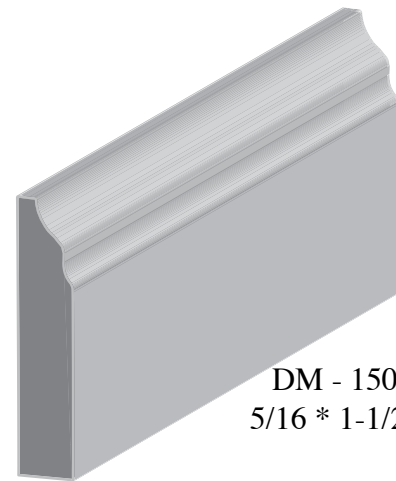
DM - 126
3/4 * 1-1/8"




DM - 125
1/2 * 1-1/4"




DM - 113
1/2 * 1-1/16"



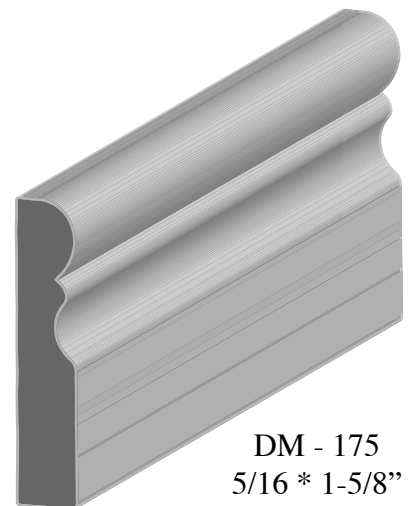
DM - 150
5/16 * 1-1/2"



DM - 112
1/2 * 1-1/8"



DM - 185
3/4 * 1-3/4"



DM - 175
5/16 * 1-5/8"


Nosing & Panel Mouldings

Page 32

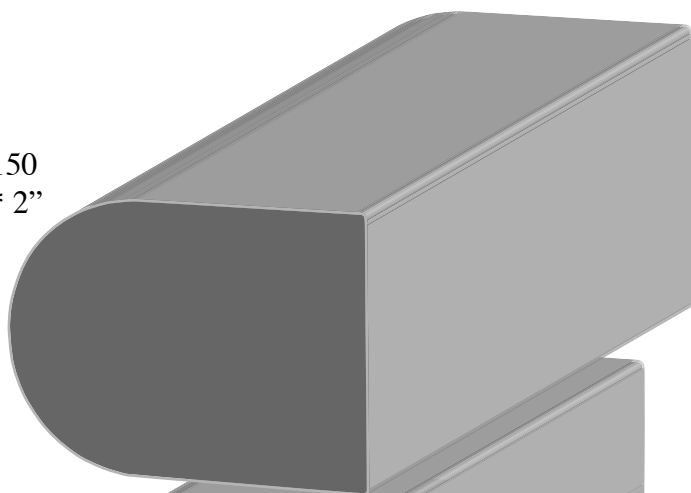


Nosing
SN - 450
1 1/16 by 4 1/2


Stringer Cap
SC - 150
3/8 by 1-1/2"



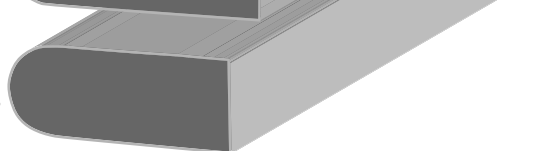
BN - 150
1-1/2 * 2"




BN - 075
3/4 by 1-1/4"



BN - 050
1/2 by 1-1/4"




PM - 138
1-3/8 by 3/4"




Decking

Page 33




Window Jambs
Custom sizes



Decking DB-550
5-1/2" by 1-1/4"



DJ 463
4-5/8" by 3/4"



DJ 663
6-5/8" by 3/4"

Terms and Conditions

Page 34

Log Siding Profiles

Log - 685
1 3/8 by 6 7/8"

Log - 500
1 1/8 by 5"

Payment:

A deposit of 50% is required to start processing your order. Also necessary is a purchase order or a signed order form. The remainder owing will be on a C. O. D. basis on delivery of your order.

Returns and Claims:

As these prices are based on house lot orders, we recommend that you order enough materials to finish your job. It is standard in the industry to order between 10% and 15% waste. Setup charges and delivery could make those few pieces very expensive.

On the other hand we do not except returns as we are not storing product that you do not use.

Order carefully

Please confirm correct amounts and inspect the order at time of delivery.

If a mistake has been made in the order, we will be as reasonable as possible in trying to help you out or to correct our mistake. Normally we appreciate a 1 1/2 to 2 week turn around, but we will accomodate a rush order in this case without a rush charge, regardless of who is at fault.

If there are damaged pieces, we will gladly replace these, although this is very rare. These need to be pointed out at time of delivery.

Delivery will be added to you invoice:

Delivery means to the site, not into your project, please arrange others to off load into your site.

Lengths:

As with our flooring, lengths of trim are random, generally 7 to 12 feet, but a very small % will be shorter.

Ordering custom lengths will be evaluated on a per order basis

Grade:

Our trim is manufactured from select grade lumber, unless otherwise noted. (ie knotty pine or paint grade)

Samples are available upon request.